

# SEATTLE METRO

| *third quarter 2018*  
*market review*

a quarterly report on single family  
residential real estate activity



---

LOCALINSEATTLE.COM

206.232.0446 | [windermere.com/mercercisland](http://windermere.com/mercercisland)

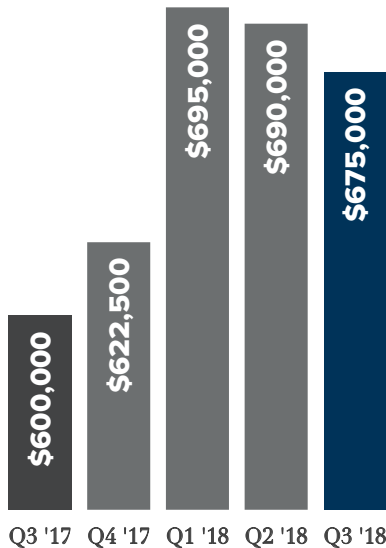
# Q3 SEATTLE

## quarterly report



### WEST SEATTLE

median price



one year trend

↑  
**12.5%**

price per square foot

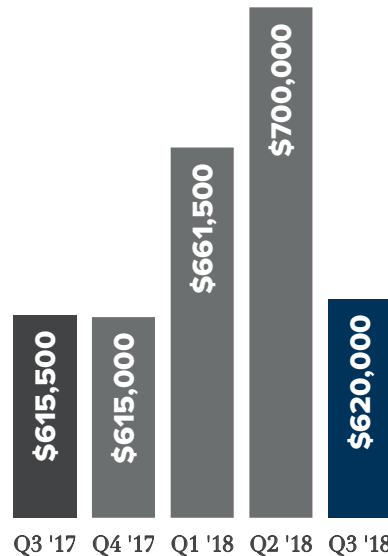
**\$379**

number sold

**392**

### SOUTH SEATTLE

median price



one year trend

↑  
**0.7%**

price per square foot

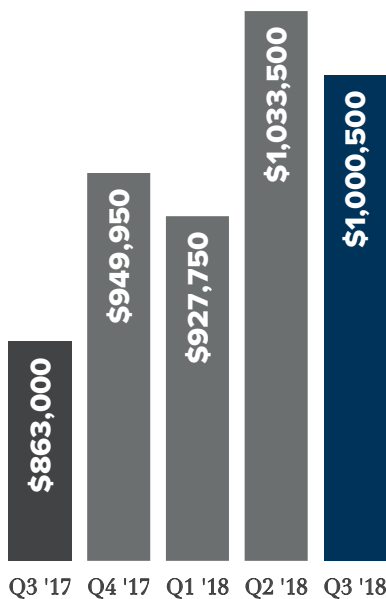
**\$375**

number sold

**261**

### MADISON PARK & CAPITOL HILL

median price



one year trend

↑  
**15.9%**

price per square foot

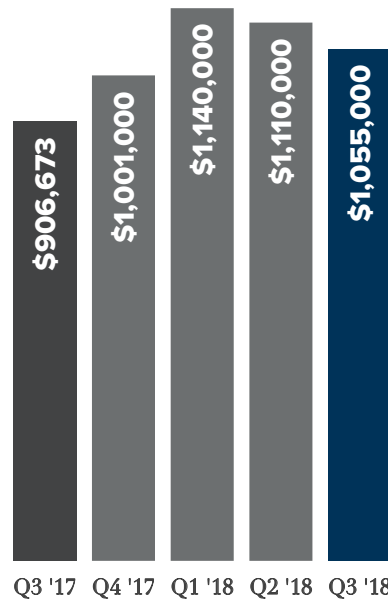
**\$553**

number sold

**216**

### QUEEN ANNE & MAGNOLIA

median price



one year trend

↑  
**16.4%**

price per square foot

**\$521**

number sold

**162**

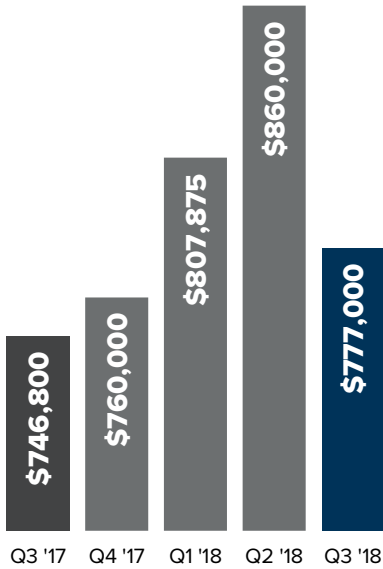
# Q3 SEATTLE

## quarterly report



### BALLARD & GREEN LAKE

median price



one year

↑  
**4.0%**

price per  
square foot

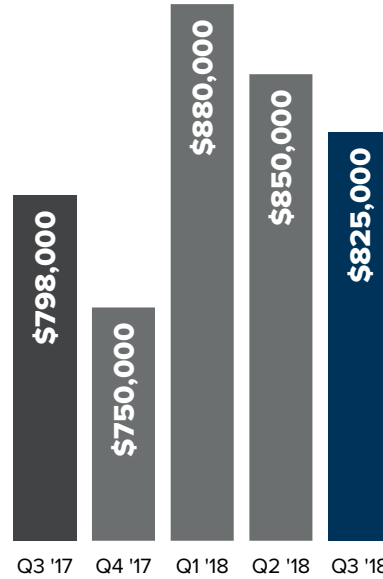
**\$456**

number sold

**493**

### NORTH SEATTLE

median price



one year

↑  
**3.4%**

price per  
square foot

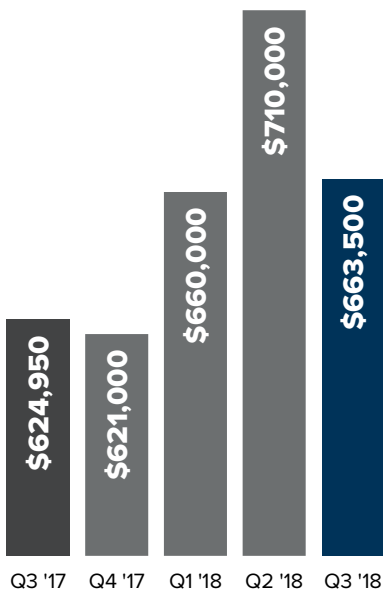
**\$444**

number sold

**312**

### RICHMOND BEACH & SHORELINE

median price



one year

↑  
**6.2%**

price per  
square foot

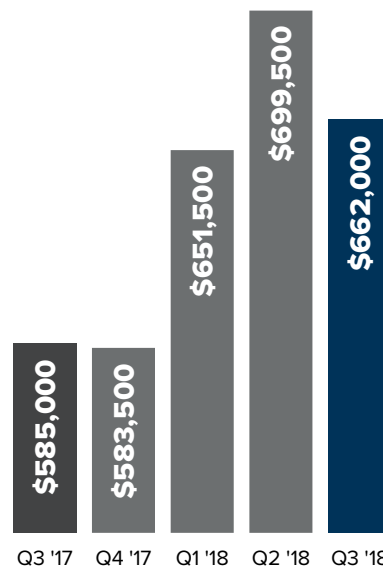
**\$347**

number sold

**92**

### LAKE FOREST PARK & KENMORE

median price



one year

↑  
**13.2%**

price per  
square foot

**\$327**

number sold

**142**

*A savvy way to search*

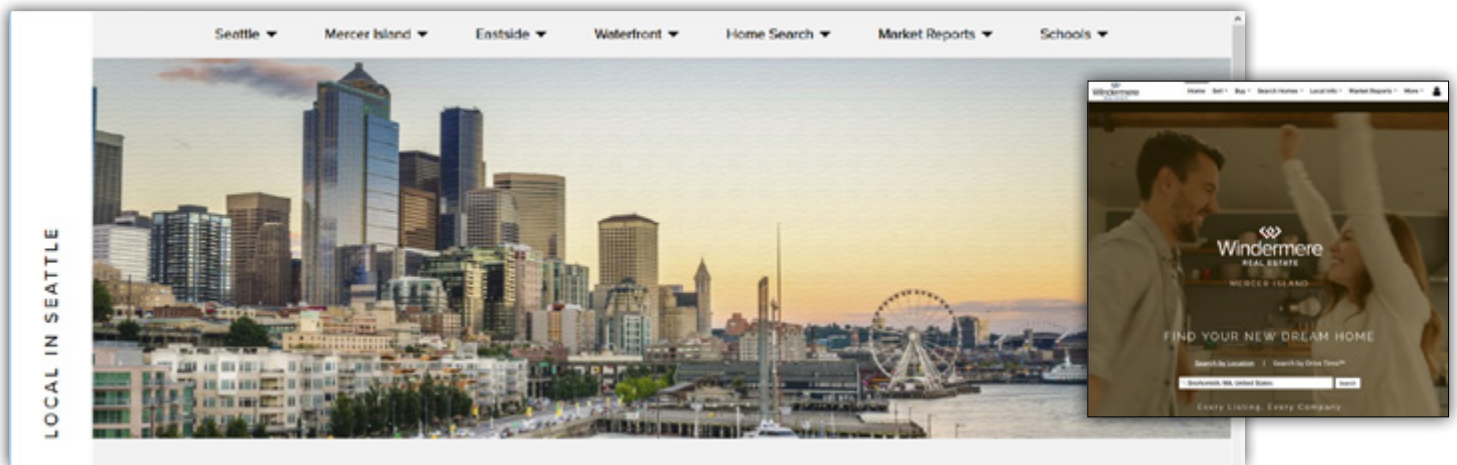
# HOMES & STATS ONLINE



Looking for real-time information on today's real estate market? If so, your search is over!

We publish weekly residential and waterfront reports, along with monthly and quarterly overviews, to **LocalinSeattle.com**, providing a summary analysis of what's happening each week in 18 different residential and condo micro-markets throughout Seattle, Mercer Island and the Eastside.

In addition to statistical data, you'll find resources for researching homes and neighborhoods, community profiles, maps, links and school data. And, you can search for every property listed for sale—by any real estate company on **WindermereMI.com**.



How have these latest market trends affected **your** home's value?  
Stay in the know—contact me any time for a complimentary home value analysis.

